

Constant Contact Survey Results

Campaign Name: Untitled Survey Pages Created 2022/02/08, 3:24:02 PM EST

Survey Starts: 459

Survey Submits: 160

Export Date: 03/14/2022 09:41 AM

OPEN QUESTION

What town are you from?

Lyme



Old Lyme

Killingworth

160 Response(s)










MULTIPLE CHOICE

How many registrars are in your town?

Answer Choice	0%	100%	Number of Responses	Responses Ratio
2			160	100%
3			0	0%
Total Responses			160	100%



MULTIPLE CHOICE

What is your towns population?

Answer Choice	0%	100%	Number of Responses	Responses Ratio
Under 5,000			33	20%
Between 5,000 & 10,000			35	21%
Between 10,000 & 15,000			19	11%
Between 15,000 & 20,000			23	14%
Between 20,000 & 25,000			6	3%
Between 25,000 & 30,000			21	13%
Between 30,000 & 50,000			9	5%
Between 50,000 & 100,000			9	5%
100,000 or More			5	3%
Total Responses			160	100%

MULTIPLE CHOICE

Is your office part time or full time?

Answer Choice	0%	100%	Number of Responses	Responses Ratio
Part Time			143	89%
Full Time			17	10%
Total Responses			160	100%

MULTIPLE CHOICE

How many hours do each registrar work per week?

Answer Choice	0%	100%	Number of Responses	Responses Ratio
Less than 5			40	25%
Between 5-10			45	28%
Between 10-20			48	30%
Between 20-30			18	11%
30 or more			9	5%
Total Responses			160	100%

MULTIPLE CHOICE

Are you paid hourly or salary?

Answer Choice	0%	100%	Number of Responses	Responses Ratio
Hourly			52	32%
Salary			108	67%
Total Responses			160	100%









MULTIPLE CHOICE

If you are hourly what is your rate of pay? (Choose Closest)

Answer Choice	0%	100%	Number of Responses	Responses Ratio
Between \$12.00 - \$13.00			1	1%
Between \$13.00 - \$14.00			1	1%
Between \$14.00 - \$15.00			4	6%
Between \$15.00 - \$16.00			1	1%
Between \$16.00 - \$17.00			2	3%
Between \$17.00 - \$18.00			6	9%
Between \$18.00 - \$19.00			8	12%
Between \$19.00 - \$20.00			10	15%
Other			31	48%
Total Responses			64	100%



MULTIPLE CHOICE

If you are salary, How much are you paid?

Answer Choice	0%	100%	Number of Responses	Responses Ratio
Between \$5,000 & \$7,500			13	12%
Between \$7,500 & \$10,000			5	4%
Between \$10,000 & \$15,000			24	22%
Between \$15,000 & \$20,000			11	10%
Between \$20,000 & \$25,000			16	14%
Between \$25,000 & \$30,000			19	17%
Between \$30,000 & \$35,000			2	1%
More than \$35,000			17	15%
Total Responses			107	100%



MULTIPLE CHOICE

Are you paid separately for Primaries?

Answer Choice	0%	100%	Number of Responses	Responses Ratio
Yes			55	34%
No			105	65%
Total Responses			160	100%





MULTIPLE CHOICE

Are you paid separately for Elections?

Answer Choice	0%	100%	Number of Responses	Responses Ratio
Yes			43	26%
No			117	73%
Total Responses			160	100%

MULTIPLE CHOICE

Do you have deputies or other clerical workers working in your office?

Answer Choice	0%	100%	Number of Responses	Responses Ratio
No			30	18%
Yes, part time regularly scheduled			61	38%
Yes, part time when I call them			57	35%
Yes, Full time			12	7%
Total Responses			160	100%